

**2020-2021 Dashboard
4th Six Weeks**

Success Rate Information for SMS

Students Passed all Classes

6th- 85.2%

TOP AVERAGE FOR THE SIX WEEKS!

7th- 84.2%

8th- 79.7%

Failure Rate Information for SMS

Failed at least 1 class

	6th	7th	8th	Total
2020-2021	14.8%	15.8%	20.3%	17.0%
2019-2020	13.8%	7.8%	6.7%	9.4%
2018-2019	14.3%	3.7%	7.8%	8.6%
2017-2018	10.0%	7.3%	4.8%	7.4%
2016-2017	17.0%	7.7%	6.2%	10.3%
2015-2016	15.8%	4.7%	6.6%	9.0%
2014-2015	14.5%	12.9%	9.1%	12.2%
2013-2014	13.8%	4.6%	9.5%	9.3%
2012-2013	7.4%	7.3%	5.9%	6.9%
2011-2012	10.7%	3.0%	8.2%	7.3%

Failed at least 2 classes

	6th	7th	8th	Total
2020-2021	9.4%	7.2%	11.0%	9.2%
2019-2020	7.4%	2.9%	1.5%	3.9%
2018-2019	9.1%	0.0%	3.6%	4.2%
2017-2018	2.4%	4.0%	2.1%	2.8%
2016-2017	8.7%	2.6%	0.8%	4.0%
2015-2016	6.9%	3.1%	3.3%	4.4%
2014-2015	5.9%	5.0%	3.0%	4.6%
2013-2014	5.3%	1.5%	3.8%	3.5%
2012-2013	2.2%	0.7%	3.3%	2.1%
2011-2012	5.5%	0.0%	1.6%	2.4%

Discipline Information for SMS

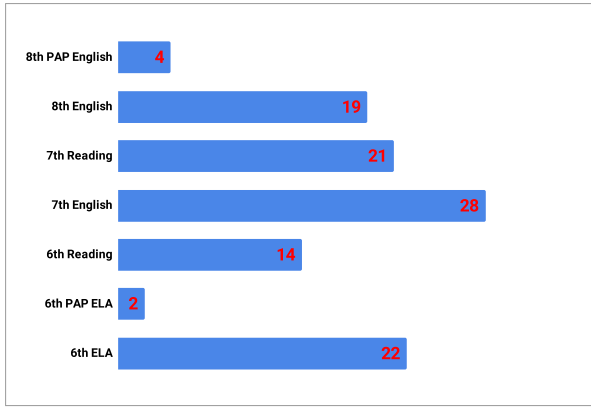
Out of School Suspensions	6th	7th	8th	Total
2020-2021	6	4		10
2019-2020	1	4	0	5
2018-2019	2	2	2	6
2017-2018		4	1	5
2016-2017	5	2		7
2015-2016	1	5	2	8
2014-2015	5	1		6
2013-2014	3	10		13
2012-2013	5	2	2	9
2011-2012		2	5	7
In School Suspension				
2020-2021	8	7		15
2019-2020	4	2	0	6
2018-2019	1	1	1	3
2017-2018				0
2016-2017	2	1		3
2015-2016	9	1	5	15
2014-2015	3	1	3	7
2013-2014				0
2012-2013				0
2011-2012				0
DAEP Placements				
2020-2021		1		1
2019-2020	1	0	0	1
2018-2019		1		1
2017-2018				0
2016-2017	1			1
2015-2016		2	3	5
2014-2015		1		1
2013-2014	1			1
2012-2013	1			1
2011-2012	1		2	3

Attendance Information for SMS

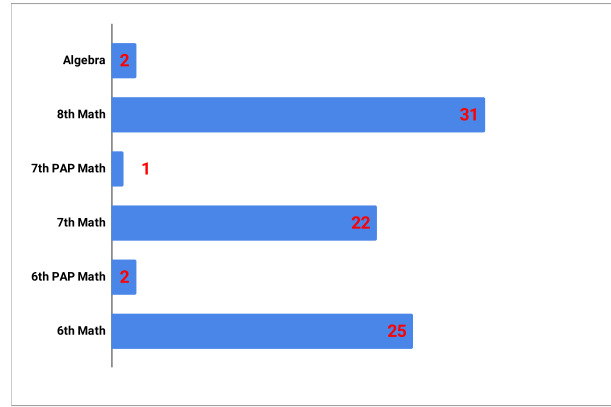
Percentage Present	6th	7th	8th	Average
2020-2021	97.3%	96.5%	96.0%	96.6%
2019-2020	97.0%	95.9%	95.9%	96.3%
2018-2019	96.9%	96.9%	96.5%	96.8%
2017-2018	94.8%	94.4%	94.5%	94.6%
2016-2017	95.8%	95.0%	95.2%	95.3%
2015-2016	97.5%	96.9%	96.7%	97.0%
2014-2015	96.5%	96.9%	96.4%	96.6%
2013-2014	96.9%	96.4%	96.4%	96.6%
2012-2013	96.2%	95.7%	95.9%	95.9%
2011-2012	96.4%	95.1%	95.8%	95.8%

Failures by Subject

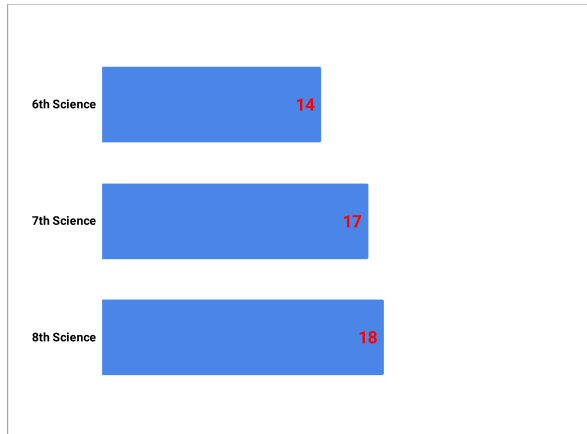
English/Reading Failures by Grade Level



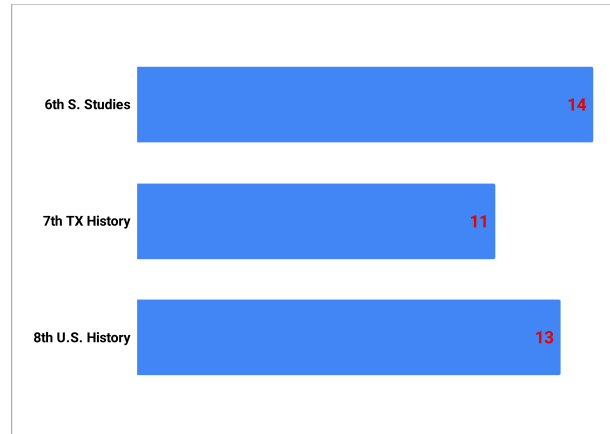
Math Failures by Grade Level



Science Failures by Grade Level



Social Studies Failures by Grade Level



Elective Failures by Grade Level

